



dopplex[®]

Vascular Reporter

VASCULAR SOFTWARE

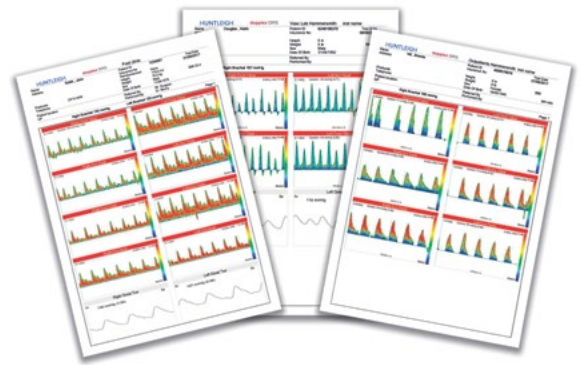
HUNTLEIGH
A MEMBER OF THE ARJO FAMILY

dopplex Vascular Reporter Software Package

Dopplex Vascular Reporter is a unique vascular reporting software package for use in conjunction with the Dopplex DMX, ATP and ABI kits.

It allows real time visualisation of waveforms on a PC and stored for reviewing, archiving and printing. Traces can also be transferred from the DMX memory card.

Vascular Reporter is typically installed as a standalone desktop application although it can be configured to share the database with other Vascular Reporter installations. It can also be configured to work with an existing SQL database as part of a 'hub and spoke' network making it ideal for hospitals, clinics and GP practices. Vascular Reporter runs on Windows 10.



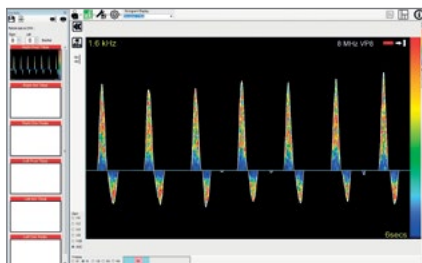
Applications available in Vascular Reporter include:

- Upper and lower limb arterial pressure and flow studies
- Lower limb venous studies
- Extra-cranial blood flow studies
- Penile pressure and flow studies
- Podiatry and chiropody studies
- Pre/post-operative studies
- Surgical studies
- Doppler waveform parameters
- Toe pressure studies
- Digit waveforms

Integrated PDF Generator

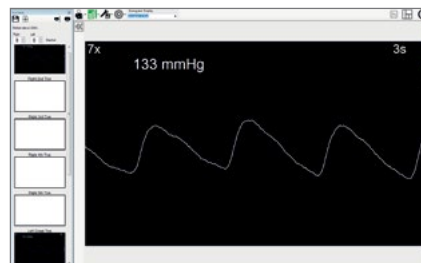
- Final reports can be saved as a PDF file and transferred to external EPR systems.
- Mixed modality profiles can be printed on a single report. e.g. arterial, venous and PPG.

Key features of Vascular Reporter include:



Real time visualisation of waveforms via USB

- Displays Doppler colour spectral waveforms in real time.



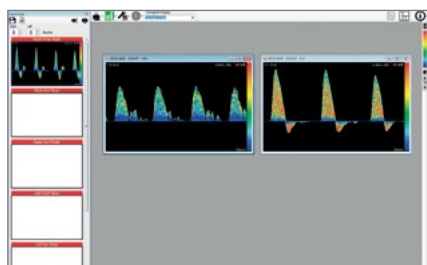
PPG waveforms and Pressures

- Real time display of PPG waveforms and pressures when the optional APPG probe is used.



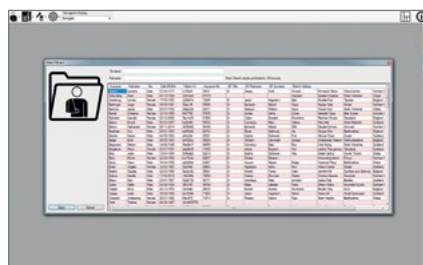
Predefined profiles

- Easier configuration of the tests.
- Flexibility in the length and number of traces stored.



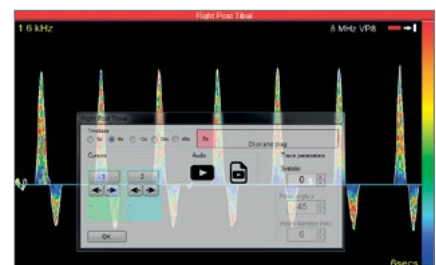
Transfer of Stored Data

- Waveforms and sounds stored on the SD card can be transferred, archived and printed.



An integral database for storage of patient data and Doppler sound files

- Supports multiuser configurations Connects to SQL Express and full SQL database.
- Ideal for hospitals, clinics and GP practices.



Replays Doppler Sounds

- Replays flow separated Doppler sounds with waveforms for confirmation of diagnosis.
- Ideal for teaching purposes.

Technical Specification

Minimum Hardware Requirements	
Processor	Pentium i3 or equivalent (dual core) processor (32 or 64bit)
Memory	2GB RAM (8GB recommended)
Storage	40GB of free space
Graphics	1024 x 768 resolution
Ports	Spare USB connector for DMX (USB 2 recommended)
Software Requirements	
Operating System	Windows 10

Single and Multiuser Configurations*

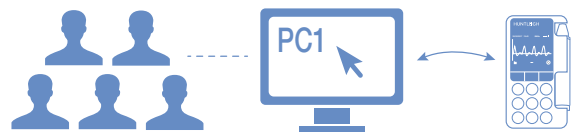
Vascular Reporter is available in various package options to suit the required configuration and budget.

Vascular Reporter Single Licence

Vascular Reporter: A Local files database version for one or more users (1 PC licence).

Products required: 1 x Vascular Reporter.

Also available in a 5 PC licence version, VasRep-ML, with non-concurrent access to the database.



Note: each user will have to activate Vascular Reporter on their user account using the same activation code. The Vascular Reporter Files database is stored on PC1.

Vascular Reporter Enterprise Multiuser

VasRep-EMU: The Multiuser Enterprise version includes all configurations to work with an external SQL database.

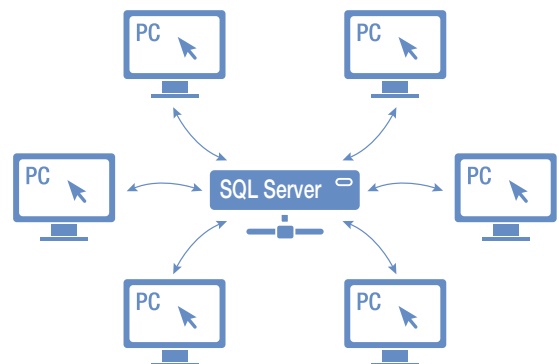
(5 PC licences - concurrent access to the database)

Also available in a single PC version, VasRep-E.

Products required (in multiuser example):

1x VasRep-EMU and 1x VasRep-E.

Note: each user will have concurrent access to the Vascular Reporter database stored on a SQL or SQL Express server.*



* SQL or SQL Express is not supplied.

As a proud member of the Arjo family, we have been committed to supporting healthcare professionals in improving outcomes and enhancing patient wellbeing since 1979. We do this through our proven solutions for Vascular Assessment & Treatment and Fetal & Patient Monitoring. With innovation and customer satisfaction as our guiding principles, we strive for clinical excellence and improved performance, for life.

Manufactured and distributed by Huntleigh Healthcare Ltd.
35 Portmanmoor Road, Cardiff, CF24 5HN, United Kingdom
T: +44 (0)29 20485885 sales@huntleigh-diagnostics.co.uk
www.huntleigh-diagnostics.com

Registered No: 942245 England & Wales. Registered Office:
ArjoHuntleigh House, Houghton Hall Business Park, Houghton Regis, Bedfordshire, LU5 5XF
©Huntleigh Healthcare Limited 2019

A Member of the Arjo Family

® and ™ are trademarks of Huntleigh Technology Limited

As our policy is one of continuous improvement, we reserve the right to modify designs without prior notice.

AW: 1001043-2

