Shenzhen Insighters Medical Technology Co., Ltd
Floor 13,HTM Building, N0.3 Ganli Road,Longgang District, Shenzhen, Guangdong,China.

Tel: +86-755-28218609 ext.861
Email: intl-market@insighters.cn

www.insighters.cn

i-Solution™ Catalogue

Leading Solution For Visualized Airway Management

www.insighters.cn

Trust In Sight

At insighters, We deeply understand the importance and challenges posed by airway management application in Respiratory, OR, ICU and Emergency Department to global healthcare providers. As such we provide an easy to use, efficient and superb quality Airway Management Solution by working with doctors and engineers to innovate newer technology to address such challenges within health care.

insighters
Trust in sight

Contents

04 Insighters i-Solution™

06 Insighters i-Scopes™

12 Insighters i-Consumables™

14 Insighters i-Workstation™

World-unique Solution for Visualized Airway Management

Insighters i-Solution™: Empowering Your Visualized Airway Management

In OR/ICU/ER, airway management skills and tools are essential to achieve and maintain a patent airway. Successful airway management can make the difference between life and death.

Traditionally, due to the lack of easy-to-use, efficient tools, doctors have to rely on their sight and experience to perform airway management operations, such as intubation, DLP, suction, etc. To empower doctors handle this whole process in a visualized and simplified method, insighters provides an "All-In-One" i-Solution:

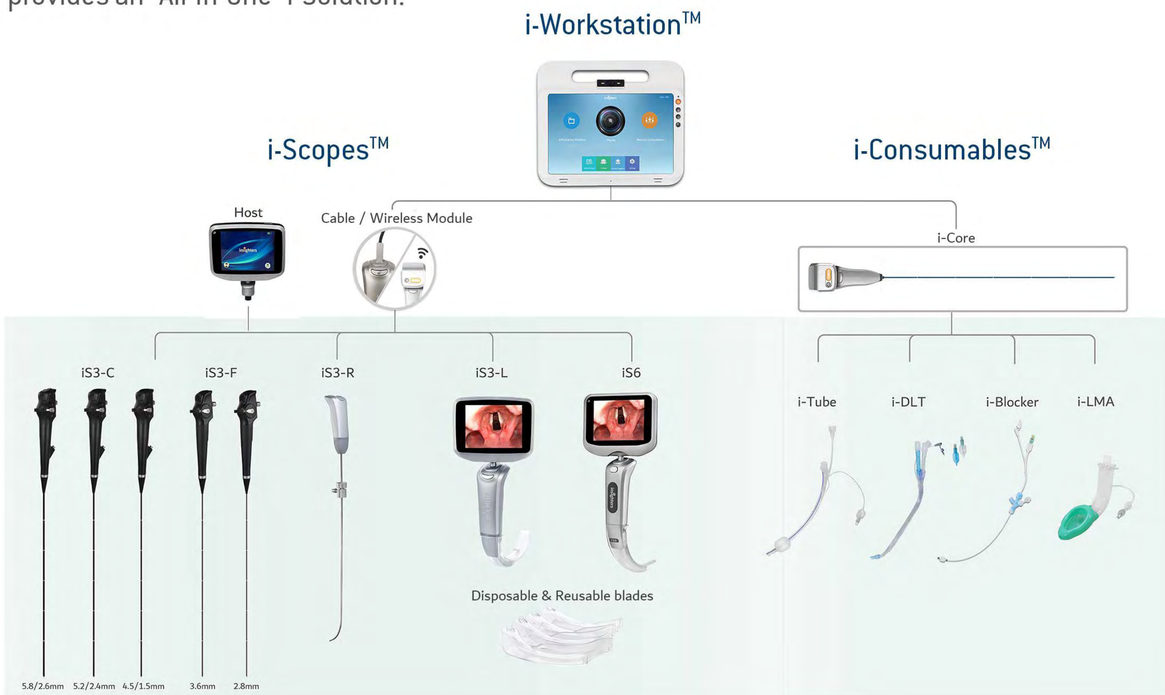

- **i-Scopes™ series:**
  Simplify intubation, assist doctors to handle intubation in both routine & difficult airway.
- **i-Consumables™ series:**
  Empower instant monitoring the whole airway management process visually.
- **i-Workstation™:**
  World-unique online airway management tele-medicine platform, support WIFI/4G/5G connection, immersive clinical training & education.

Simplified Intubation - Tools for Opening The Airway

Insighters i-Scopes™ Series: Redefine your kit of intubation

The insighters i-Scopes™ combines patent full-digital micro-imaging technology with dozens of unique hardware & software innovations, consisting of universal portable host iS3/iS6/iS2, video laryngoscope iS3-L, iS6, video flexible laryngoscope iS3-C/iS3-F and video rigid laryngoscope iS3-R, greatly simplifies intubation operations and workflow in both routine and difficult airway.

insighters iS3 Host

- Universal 3.5-inch Host: one host for all insighters handles
- Power Management: min. 240 minutes working time, rechargeable
- Multi-media Function: photography and video recording, USB output

More host options:

- insightesr iS2 Host: 3.2-inch display with physical buttons
- insighters iS6 Host: 3.5-inch display with touch panel, screen rotating angle Up to 60°, suitable for patients with specificic requirments(e.g. obese, at an elevated angle. etc.)

iS2 Host iS6 Host

insighters
iS3-L Video Laryngoscope

- Unique "Insight Slider" design - one handle for 4 sizes blades:
  - Long level for L/M size blade
  - Short level for S/SS size blade
- Clear viewing:
  - Full digital micro-imaging technology & 300,000-pixel camera
  - Real-time Anti-fog: turn on & intubate, no need preheating or waiting

"Insight Slider" design

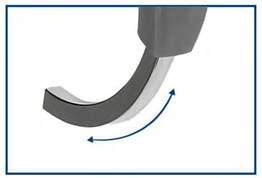

SS(Neonate)
S(Children)
M(Adult)
L(Large Adult)

Reusable & Disposable blade

Clear View

Real-time Anti-fog

insighters iS6 Video Laryngoscope:

- Metal material handle to enhance durability
- Enhanced 1,000,000-pixel camera, more suitable and clearer images
- ET tube size min. 2.0mm, suitable for premature

insighters
iS3-R Video Rigid Laryngoscope

- Insight Shaping technology - semi-rigid stylet design, front end can be shaped according to specific anatomic conditions
- Memory alloy material stylet - Recover the original shape automatically via hot water 3-4s (≥60℃)
- Oxygen port - supply Oxygen during intubation
- Durable and easy to maintain, no need for consumables
- Suit for both routine and difficult airway intubation, especially for patients with limited mouth opening or specific anatomic conditions

Melleable Stylet

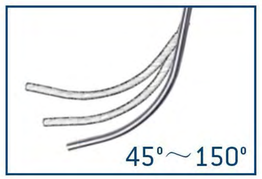

Memory Alloy Material

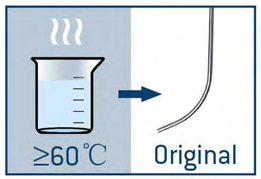

insighters
iS3-C/iS3-F Video Flexible Laryngoscope

- CMOS + LED electronic imaging technology - no built-in optical fiber, durable
- Full digital imaging technology & 160,000-pixel camera
- Working length 60cm - length can be special customized
- Deflection Up/Down: 150°/150°(iS3-F), 130°/130°(iS3-C)

iS3-F (without working channel)
OD: 2.8mm
OD: 3.6mm

iS3-C (with working channel)
OD/ID: 4.5/1.5mm
OD/ID: 5.2/2.4mm
OD/ID: 5.8/2.6mm

insighters
Single-use Video Flexible Laryngoscope

- Disposable & reduces risk of cross-contamination
- Innovative structure design, more economical than current suppliers.

Applications of i-Scopes™ Series

Suggested clinical procedure	General anesthesia	ICU	Emergency room	Pre-hospital use
Routine intubation	● ●	● ●	● ●	● ●
Difficult intubation	● ● ● ●	● ● ● ●	● ● ● ●	● ●
Awake intubation	● ●	● ●	● ●	
DLT/BB placement[1]	● ●		● ●	
BAL[2]/Suction /Biopsy	●	●	●	

● iS3-L ● iS3-R ● iS3-F ● iS3-C

[1]DLT: Double-lumen tube, BB: bronchial blocker
[2]BAL: Bronchoalveolar lavage)

"We are pleased to report that the insighters i-Scopes is performing brilliantly and is considered a very valuable tool in the midst of the COVID pandemic. Much of the risk can be mitigated by the use of portable video laryngoscopes. I have instituted the insighters Scope as the primary tool for intubation of these patients, primarily due to it's portability, ease of use, ease/speed of decontamination and ability to review the intubation clearly via video and screen shot"

"The rigid laryngoscope is useful, I think it could even handle almost all aiway conditions , now I prefer to use it more than video laryngoscopes."

"I like the universal design, it's portable and allows us easy to change different tools in emergencies."

Continuously Airway Monitoring Among Intra/post-operation & ICU

Insighters i-Consumables™ Series: Instant monitoring the whole airway management process

Openning the airway and intubation is the beginning of airway management, insighters i-Consumbles™ empower doctors to monitor the whole airway management process in an instant and visually method among intra/post-operation & ICU. With insighters' break-through innovation: i-Channel + i-Core, endotracheal tube, laryngeal mask, double lumen tube, endobronchial blocker, etc., are all upgraded to visualized tools that will greatly improve doctors' airway management workflow, such as intubation, suction, washing, endobronchial trauma treatment, DLP, placement of endobronchial blocker, etc.

i-Tube

i-DLT

i-Blocker

i-LMA

Why is it essential to do the *Continuous Airway Mornitoring*?

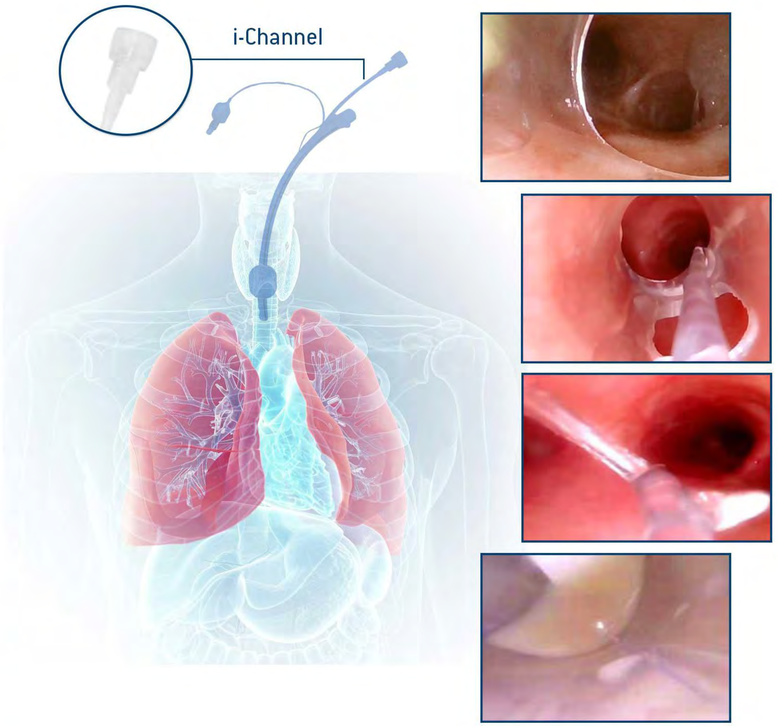

Accurate placement of tubes

- Visual depth of intubation
- Visual position of DLT

Accurate operations

- Visual suction
- Visual washing
- Visual bronchoalveolar lavage

Timely find new abnormities

- Observe & handle abnormities
- e.g. ET Tube Dislocation, bleeding, secretions, etc.

Insighters i-Workstation™: A global platform for airway management tele-medicne

I-Workstation™ is a multi-functional airway management platform for global doctors, compatible with i-Scope™, i-Consumbles™(with i-Core) through Wireless module and cable connection. Insighters aim to bridge a professional, quick-response, and equal-to-access platform for global doctors and healthcare facilities, no matter giant or entrying level, to empower the education, training, diagnostics and treatment of visualized airway management.



What are the applications of i-Workstation™?

- Tele-medicine

  WIFI/4G/5G transmission, supports online consultation with doctors globally.

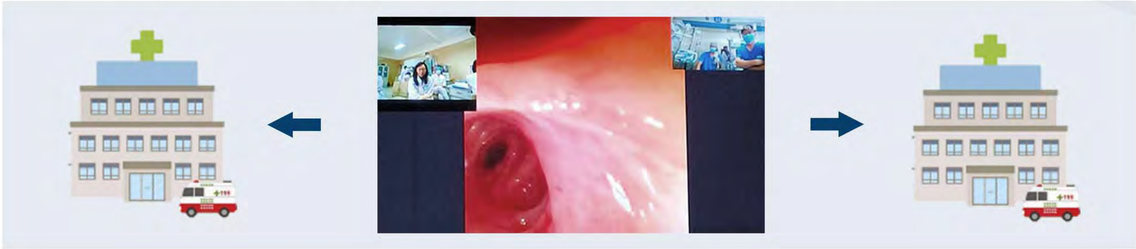

- Immersive, instant online clinical training & education

  Real-time 3 channels image display, both endotracheal view & external operating view, brings an immersive training program.



- Make and Manage Medical Reports

  The i-Workstation™ supports users to make and manage the medical report with photos/videos taken.

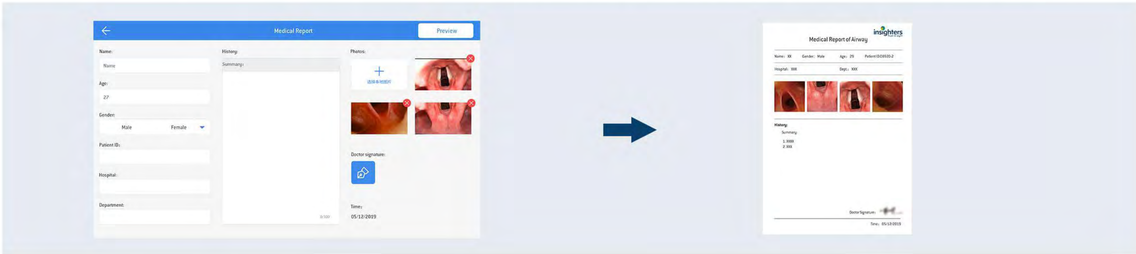

- Online Information Platform*

  The i-Workstation™ supports an online information platform, including medical field news, journals database, academic literature, etc.

  *Information platform function will be updated in future version of software.