

DigiScope



Wi-Fi Capillaroscopy system

FOR PRIMARY CARE AND TRAINING

DigiScope systems are designed for simple screening using INSPECTIS© APP. Images may be saved and shared for further analyses using the windows based INSPECTIS© CAP Basics software.

DigiScope is an accessible device for students and trainees with which to learn the basic Capillaroscopy skills.



DigiScope Technology

DigiScope is an easy-to-use digital microscope with Wi-Fi technology and affordable price. The product is an engineered OEM product that utilises electronics and enclosure of a standard Wi-Fi digital microscope upgraded and optimised with Inspectis capillaroscopy optics, Inspectis CapiDome and powered by INSPECTIS© APP and PC software. DigiScope is assembled and final tested in Sweden according to ISO 13485 Medical devices quality management system before delivery.

Device Configuration

Grip-friendly Rubber Sleeve
Protects the microscope and improves stability.

Digital Zoom
Allows digital zooming of the live image when using the APP.

Illumination Control
Adjusts light intensity of the CapiDome.

Focus and Focal-length Adjustment Ring
For fine focusing of the image or moving the optical lens to the 50x magnification position.

Inspectis CapiDome
Specially designed illumination system with exchangeable light-guide dome compatible with all Inspectis capillaroscopy models.

Indicator Lamp
Shows battery level and charging status.

Power and Snap Button
Push and hold for switching on/off the device or push instantly to capture a still image.

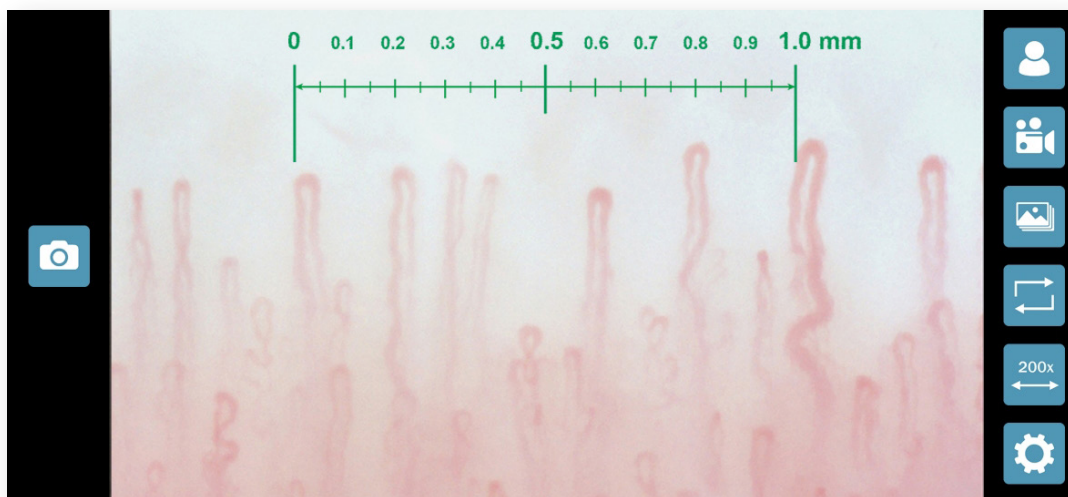
Micro-USB Connector
Dual function USB port for charging internal batteries and for connection to computer via cable to use with INSPECTIS© CAP Basics.



WIRELESS VIDEO STREAMING TO ANDROID & iOS APP

DigiScope is powered with INSPECTIS© APP for iOS and Android Mobile phones and Tablets featuring following tools:

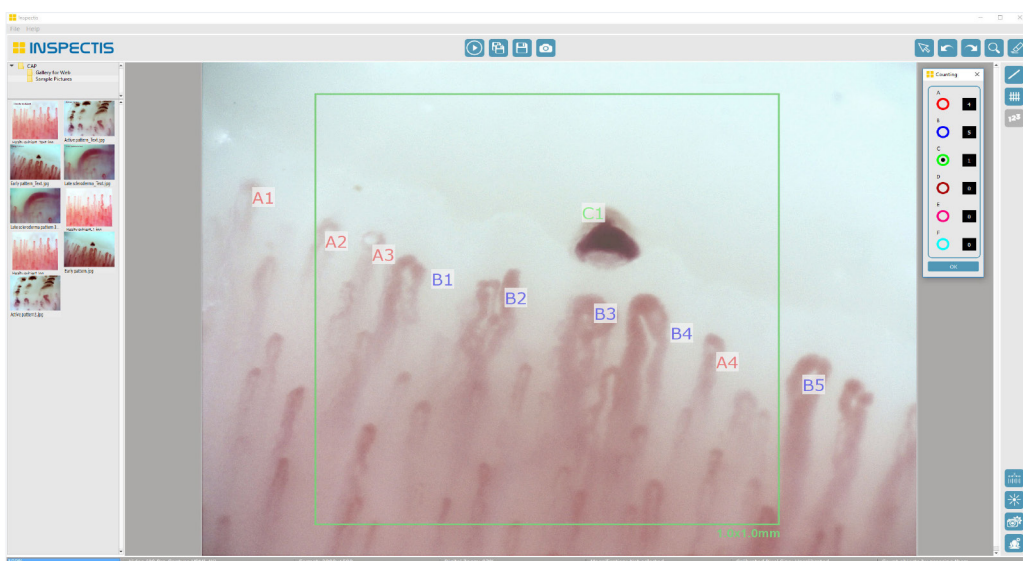
- Patient name or ID number assignment and stamp on the image and video
- Still image capture and video recording
- Still image and video gallery
- Screen rotation
- Calibrated millimetre gauge overlay for 200x and 50x magnifications
- Image resolution and format setting



APPLICATION SOFTWARE FOR CAPILLAROSCOPY

DigiScope may also be used with a windows PC running INSPECTIS© CAP Basics Software featuring following tools for capillaroscopy:

- Crosshair, grid and rectangle overlay on live image
- Count different capillary categories on image
- Annotations and feature markup tools or write comments and link to each picture
- Report generator
- Store images as jpg and png files
- Define and calibrate magnifications for on-screen distance measurement
- Direct camera control
- Adjust device properties and device resolution
- Change font, size and colour
- Digital zoom, pan and flip of still and live image
- Multilanguage interface



Specification

ENGINEERED FOR EASY SCREENING

DigiScope is a compact video capillaroscopy microscope with integrated lens and Inspectis innovative CapiDome lighting. It is especially suitable for smaller clinics with fewer patients where less frequent screening is needed.

Image sensor	1.2MP UVC
Video format	1920x1080 @30 fps, MPEG
Video aspect ratio	4:3 and 16:9
Image snap by device	Included with INSPECTIS© APP
Image snap by foot-switch	Optional for INSPECTIS© CAP software
Device interface	USB2.0 (480Mbit/s), Wi-Fi
Connection type	Wi-Fi, USB-A type cable
Primary device	Smart phones and tablets
Alternative device	Windows PC
Recommended OS	iPadOS, iOS, Android
Software	INSPECTIS© APP, INSPECTIS© CAP Basics
Lens type	Fixed
Optics	Inspectis 50x-200x twin focal
Lighting	Adjustable white LED with CapiDome
Certifications	CE
Size	φ33x135.5mm
Weight	80g.

System Configuration

SYSTEM KITS

DigiScope is supplied in kits at two levels of functionality and price.

System **Lite** with 200x CapiDome and INSPECTIS® APP for easy image capture & sharing.

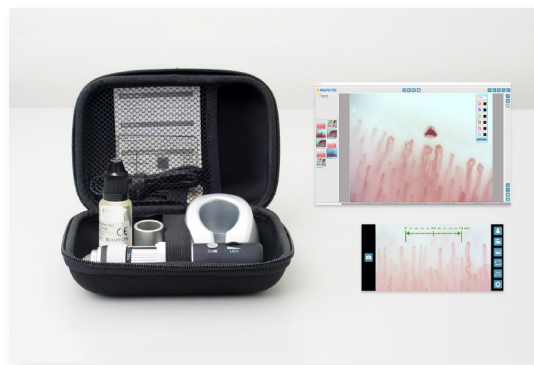
System **Essential** with 200x CapiDome, additional 50x contact adapter and INSPECTIS® CAP Basics software for further evaluation of capillaries and reporting in personal computers.



DigiScope Wi-Fi System Essential

DM-110 Items included:

- DigiScope Wi-Fi with 200x contact adapter
- Immersion Oil dropper
- INSPECTIS® APP for Android & iOS
- Table Stand for DigiScope
- USB charging and PC cable
- Eva Carrying Case
- One year new Product Warranty



DigiScope Wi-Fi System Lite

DM-111 Items included:

- DigiScope Wi-Fi with 200x contact adapter
- 50x contact adapter
- Immersion Oil dropper
- INSPECTIS® APP for Android & iOS
- INSPECTIS® CAP Basics software with report generator, 1 year free subscription*
- Table Stand for DigiScope
- USB charging and PC cable
- Eva Carrying Case
- One year new Product Warranty

* INSPECTIS® CAP Basics subscription can be extended by 1, 3 or 5 years on request.



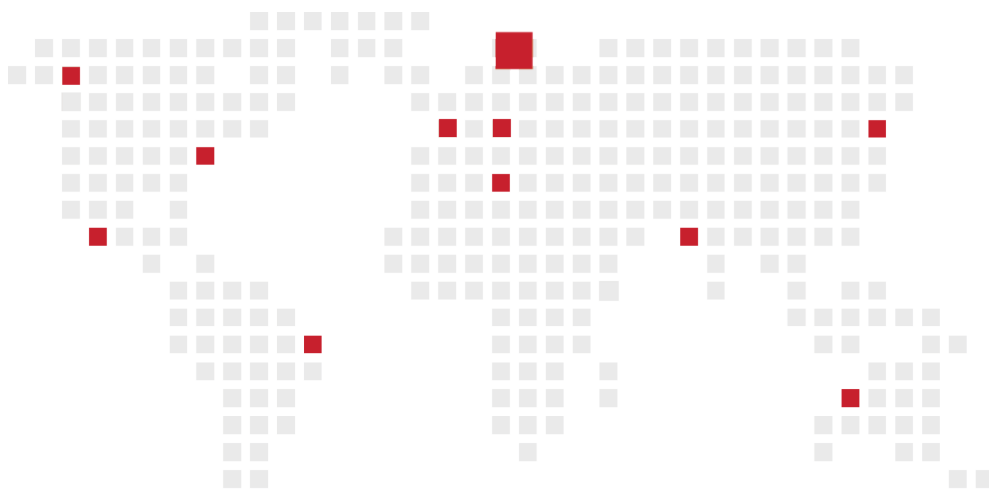
Extra tools and accessories available on request.

THE INSPECTIS CONCEPT

Inspectis products are elegant modern solutions for those seeking the progressive way of accomplishing visual inspection tasks utilising digital image technology. All products are ready to use from the moment you plug them in and are expandable and adaptable to meet specific needs now or in the future.

Inspectis quality management system is certified to Medical Devices ISO 13485. Inspectis corporate management systems comply with regulatory requirements and marketing authorisation.

From the moment you engage with us, you can be confident of receiving the best possible assistance including product training, software upgrades and help in the unlikely event of something going wrong.



Reseller

Capillaroscope

Inspectis Optical Systems
Stockholm, Sweden

www.capillarscope.com
info@capillarscope.com