


OKO

EYE MASSAGER



Instructions for Use

Please read carefully

TensCare™

01. Introduction

The Oko Eye Massager uses air pressure, vibration and hot compress cycle technology to massage the temples and key eye acupressure points. Massage of these points can help provide relief from eye fatigue, soothe headaches, reduce dark circles under the eyes, whilst also providing a relaxing affect to reduce anxiety, lower stress and assist falling to sleep.

Oko also has Bluetooth connection, allowing you to connect a device and play music through the eye massager. The device can be folded making it easy to travel with and features an integrated rechargeable battery. The eye massager is great for use at home, and also makes for an essential travel accessory.

02. Kit Contents

1 x Oko Eye Massager

1 x Type-C USB charging cable

1 x Instructions for use

03. Massage Technologies

- Air-pressure massage: the contraction and relaxation of air-pressure massages the key acupressure points around the eyes.
- Vibrating massage: simulates traditional massage techniques such as hammering and acupressure to massage key areas around the eyes.
- Hot compress: heat provides additional soothing sensation and can promote blood circulation in the ocular region.

04. Acupressure Points

Massage of the following acupressure points are considered to have numerous benefits.

Zan Zhu Point

Relieves sinus congestion, itchy, watery or red eyes.



Si Zhu Point

Soothes migraines and headaches relating to eye strain.

Cheng Qi Point

Treats conjunctivitis, redness, swelling and pain in the eyes.



Yang Bai Point

Reduces eye twitching and headaches.

Yu Yao Point

Alleviates redness, swelling, pain and eyelids twitching.



05. How to Use

Before first use, ensure the battery is fully charged by connecting the eye massager to a power source using the Type-C USB charging cable provided.

1. Place the eye massager unit on your head, such that the headset covers your eyes.

If necessary, adjust the elastic headband to ensure a secure but comfortable fit.

Warning: Remove contact lenses before use.

2. Turn the device on by pressing the control button on the top right of the unit. This will immediately begin massage mode 1.
3. Press the control button to switch between the different massage modes. There are 5 different modes. Select the mode you find most soothing.

1	Slow mode	Air pressure and heat
2	Vitality mode	Air pressure, vibration and heat
3	Eye care mode	Air pressure and vibration
4	Pressure reduction mode	Air pressure
5	Sleep mode	Heat

4. We recommend using the eye massager for 15 minutes.
5. Turn off by holding the control button on the top of the unit.

06. Connecting Bluetooth

Oko Bluetooth is active at all times. To connect a device, search for available Bluetooth devices on the device you are trying to connect to the eye massager. The Eye Massager should appear as 'OKO'.

The eye massager will sound a “Bluetooth connected” alert once a device has been connected.

If you are not able to connect your device, Oko may already be connected to another device. Make sure you disconnect from other devices to connect to a new device.

07. Cleaning & Maintenance

To clean the product, wipe with a damp cloth. Do not use volatile cleaning products.

Keep it in a dry and ventilated place.

Do not store it in a place exposed to direct sunlight, high temperature, or humidity.

08. Charging

When the battery is low, the eye massager will beep 3 times.

When this happens, charge the unit by connecting the eye massager to a power source using the Type-C USB charging cable provided.

The charging indicator flashes during charging and remains on when it is fully charged.

A full charge takes approximately 2–3 hours.

The battery will last approximately 3.5–4.5 hours once fully charged.

The life of rechargeable batteries may be shortened when they are not used for a long time. It is recommended to fully charge the batteries at least once a month.

09. Cautions

Please read and understand all the instructions before using the product.

Please clean the fabric cushion using a damp cloth before use.

Do not permit use by persons unable to understand the instructions or persons with cognitive disabilities, i.e.; Alzheimer's disease or dementia.

Do not use if you have sensitive skin or if you are not sensitive to heat.

Not to be used by pregnant women, patients with heart disease, abnormal blood pressure, malignant tumours, cerebrovascular diseases and acute diseases or others under medical treatment.

Discontinue use immediately and consult a doctor if you feel unwell or experience any skin abnormalities during use.

Do not use if you have symptoms of eye disease or under medical supervision; not to be used by patients with previous eye surgery, glaucoma, cataracts, retinal detachment and other eye diseases.

Do not use in high heat, flammable, electromagnetic radiation and humid environments.

Never disassemble the product without permission. Protect the product from collision and water to avoid malfunction.

10. Warranty

The product is warranted to be free from manufacturing defects for 6 months from the date of purchase.

This warranty is void if the product is modified or altered, is subject to misuse or abuse; damaged in transit; lack of responsible care; is dropped; if the unit has been immersed in water; if damage occurs by reason of failure to follow the user manual; or if product repairs are

carried out without authority from TensCare Ltd.

Our goods come with guarantees that cannot be excluded under the UK consumer Law. You are entitled to have the goods repaired or replaced if the goods fail to be of acceptable quality.

Before you send your unit for service please be sure to read the user manual and follow all the instructions.

Should repair be needed within the warranty period, please return the device with the following details:

Name:

Address:

Telephone:

Email:

Date of Purchase:

Proof of Purchase:

Returns should be sent to the following address:

TensCare Ltd

9 Blenheim Road, Epsom, Surrey

KT19 9BE, U.K.

For more information, please call +44 (0) 1372 723 434.

11. Operating, Storage and Transport Conditions

Normal working conditions

Ambient temperature: +5°C to +40°C.

Relative humidity: ≤80%.

Atmospheric pressure: 86kPa~106kPa

Conditions for transport and storage

Ambient temperature range: -20°C to +55°C

Relative humidity range: ≤93%

Atmospheric pressure range: 50 kPa - 106 kPa

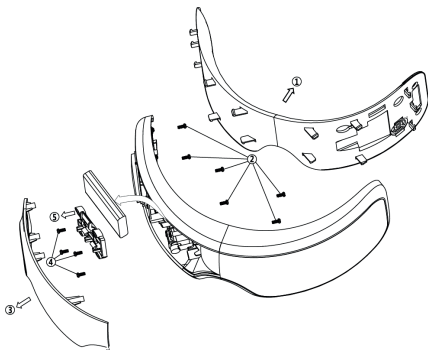
12. Disposal

Please dispose of the product in strict accordance with the relevant municipal environmental protection regulations, otherwise, it may cause environmental pollution.

The built-in lithium batteries contain substances that may contaminate the environment and should be removed before disposal of the product.



Before disassembling the product and removing the lithium battery, be sure to turn off or disconnect the power.

To remove the lithium battery, proceed as shown below, and disassemble the product in the order of 1-5.



The lithium batteries should be disposed of safely and at a government-regulated location or recycling centre.

13. Technical Specification

Name	Oko Eye Massager
Charging voltage	5V  1000mA
Battery ratings	3.7V  1450mAh
Battery life	3 years or 2,500 charge cycles
Input power	5W
Packaging dimensions	185x149x87mm
Net weight	326g



Shenzhen Pango Medical Electronics Co., LTD.

No.25 Fenghuang Road, Xikeng Yicun Industrial Zone, Henggang Street,
Longgang District, Shenzhen, China

Distributed by:

TensCare Ltd

9 Blenheim Road, Epsom,

Surrey, KT19 9BE, U.K.

+44 (0) 1372 723434

I-OKO-UK Rev 1.0 03/23

