

DOPPIA PERA PER INSUFFLAZIONE TWIN BELLOW INSUFFLATOR

Manuale d'uso - User manual

È necessario segnalare qualsiasi incidente grave verificatosi in relazione al dispositivo medico da noi fornito al fabbricante e all'autorità competente dello Stato membro in cui si ha sede.

All serious accidents concerning the medical device supplied by us must be reported to the manufacturer and competent authority of the member state where your registered office is located.

REF 29427



Gima S.p.A.
Via Marconi, 1 - 20060 Gessate (MI) Italy
gima@gimaitaly.com - export@gimaitaly.com
www.gimaitaly.com
Made in Pakistan





Use of the rubber insufflation bulb

Always use the Hygiene Filter (2) when connecting the rubber insufflation (1) bulb to the Proctoscope / Anoscope / Sigmoidoscope. These filters are intended for single use only and prevent internal contamination of the rubber insufflation bulb. For this, connect the transparent hose (3) to the insufflation port on the Proctoscope / Anoscope / Sigmoidoscope. Control the connection between the transparent hose and the Hygiene Filter. If it isn't securely attached, fix it more tightly. Then connect the Hygiene Filter to the rubber insufflation bulb.

Caution! Don't disassemble the insufflation bulb.

Caution! Infection! The use of the instrument without the Hygiene Filter may lead to contamination of the rubber insufflation bulb and thereby to an infection of the following patients.

Therefore, always use the filter. If you have forgotten to use the filter, replace the rubber insufflation bulb. If there is a risk of contamination inside the twin bellow insufflator, the twin bellow insufflator has to be replaced and disposed.



Risk of allergic shock: The rubber double bellows contain natural rubber latex. Do not use it in patients with a latex allergy.

Caution! Infection! The filter is a single use product. If it is reused, the risk of infection increases. The filter is not suitable for being cleaned, disinfected and sterilized.












Cleaning / Disinfection of insufflation bulb

1. Residues and other deposits must be removed immediately after use to avoid any residues drying on to the surface.
2. Autoclave is not recommended, this may damage the insufflation bulb.
3. Use surface cleaner e.g. Isopropyl alcohol (IPA), for the disinfection of insufflation bulb.

Recommended operating environments

Operation	Temperature	10°C - 35°C
	Humidity	30% - 75%
	Air pressure	700 hPa – 1060 hPa
Altitude		0-13123 feet (0-4000 meters)
Storage & Transport	Temperature	-20°C - 50°C
	Humidity	10% - 90% (without condensation))
	Air pressure	500 hPa – 1060 hPa

INDEX OF SYMBOLS

	Caution: read instructions (warnings) carefully		Medical Device compliant with Regulation (EU) 2017/745
	Keep in a cool, dry place		Keep away from sunlight
	Product code		Lot number
	Manufacturer		Date of manufacture
	Consult instructions for use		Medical Device
	Contains or presence of natural rubber latex		

GIMA WARRANTY TERMS

The Gima 12-month standard B2B warranty applies.