

The new generation of body composition analysis

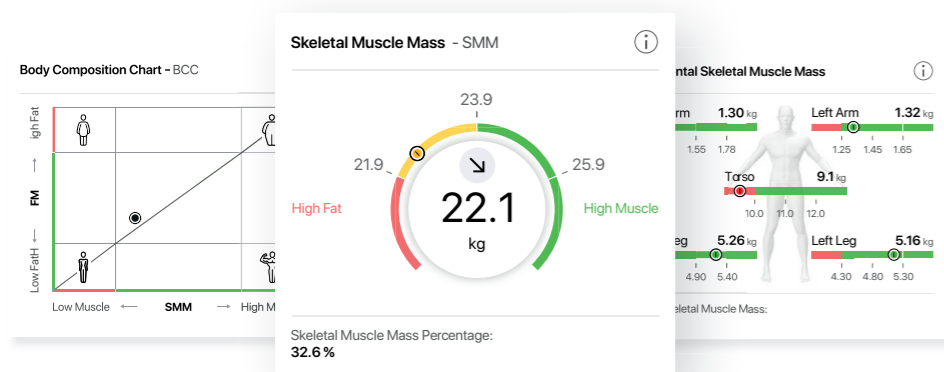


seca mBCA 555

Medically validated and adjustable to fit your needs

The new seca mBCA 555 is the result of our long-term cooperation with medical experts and research in the field of body composition. In addition to outstanding precision and accuracy, you receive an completely user-friendly and practical BIA solution with an optional ultrasound length measurement and brilliant cloud-based software with the seca mBCA 555.

Make body composition visible and easy to understand




The graphic presentation of measurement results established in cooperation with medical professionals gives you valuable support for diagnosis and therapy. Within seconds, you'll receive a complete body composition image plus the option of having specific questions answered thanks to a detailed analysis.



More freedom with cloud-based software


Thanks to the new cloud-based software delivery, all administrative IT issues are taken care of for you. It ensures you can concentrate fully on your medical work.


- + Quick and clear graphics with normal ranges
- + Normal ranges can be defined individually as needed
- + Professionally prepared templates for the most important fields of application
- + Customizable printout including notes and explanations for patients
- + Trend analysis allows progress to be tracked in support of patient motivation and engagement
- + Software suitable for all common devices (whether tablet or laptop)


 Sensitive patient data is saved in an encrypted form and protected from third-party access.

Bioimpedance analysis trusted by the medical profession

- + Unique accuracy by validation from whole-body MRI (skeletal muscle mass) and 4C model (fat mass)
- + Validation studies are completely and transparently published in the European Journal of Clinical Nutrition, among others^{1, 2}
- + Validated for individuals affected by obesity (starting at a BMI of 30 kg/m²)³
- + Comprehensive, personalized normal ranges based on over 3,000 multiethnic subjects⁴

 **Muscle mass** 97% accuracy compared to whole-body MRI

 **Fat mass** 98% accuracy compared to 4C model

 **Total body water** 98% accuracy compared to deuterium dilution

¹ Quantification of whole-body and segmental skeletal muscle mass using phase-sensitive 8-electrode medical bioelectrical impedance devices. Bösny-Westphal A, Jensen B, Braun W, Pourhassan M, Gallagher D, Müller MJ. Eur J Clin Nutr. 2017 Mar 22.
² What makes a BIA equation unique? Validity of eight-electrode multifrequency BIA to estimate body composition in a healthy adult population. Bösny-Westphal A, Schautz B, Later W, Kehayias JJ, Gallagher D, Müller MJ. Eur J Clin Nutr 2013; 67: 14-21.

³ Limitations of Fat-Free Mass for the Assessment of Muscle Mass in Obesity. Jensen B, Braun W, Geisler C, Both M, Klückmann K, Müller M J, & Bösny-Westphal A. (2019). Obesity facts, 12(3): 307-315.
⁴ Generation of normal ranges for measures of body composition in adults based on bioelectrical impedance analysis using the seca mBCA. Peine S, Knabe S, Carrero L, Brundert M, Wilhelm J, Ewert A, ... & Lilburn P. (2013). Int J Body Compos Res, 11, 67-76.



Handrail with fixed grip positions: measuring requirements are reproducible



Glass platform made of completely break-proof **seca Bearclaw Glass®** for perfect hygiene and an elegant look



Orientation in measurement thanks to illuminated footprints



High-quality touchscreen with intuitive menu navigation

Precise and quick height measurement including ultrasound



Measurement and data transfer in only 24 seconds



seca mBCA 555 – with optional height measurement

Select the optional ultrasound height measurement to measure height directly on the platform. We'd be happy to discuss integrating the measurement results of the **seca mBCA 555** into the electronic medical records (EMR).

mBCA

Calibration class	III
Capacity	300 kg
Graduation	50 g < 150 kg > 100 g
Display type	4.3" tiltable and rotatable touchscreen
Interfaces	WiFi, Ethernet
Ports	USB for barcode scanner
Measurement method	8-point Bioelectrical Impedance Analysis
Measurement duration	24 seconds



Order code **ON IHM AUT NN**

+ BIA platform **seca mBCA 555**
 + BIA handrail **seca mBCA 550**
 + Ultrasound height measurement **seca 257 (100 – 220 cm)**



Order code **ON IHM ANT NN**

+ BIA platform **seca mBCA 555**
 + BIA handrail **seca mBCA 550**

Book a free product demo now:

seca headquarters
 seca gmbh & co. kg
 Hammer Steindamm 3–25
 22089 Hamburg
 Germany

seca united kingdom
 seca ltd.
 40 Barn Street
 Birmingham B5 5QB
 United Kingdom

seca headquarters
 info@seca.com

seca united kingdom
 info.uk@seca.com

+49 40 20 00 00 0

+44 121 64 39 34 9

seca.com/555