


EXPLORE



DISCOVER MORE. WITH LESS WEIGHT.

The new HEINE OMEGA 600
Indirect Ophthalmoscope





HEINE OMEGA 600

High-End Indirect Ophthalmoscope

HIGH TECH. LOW WEIGHT.

There is so much to discover inside the eye. And often tiny details can make a big difference. That's why we provide you with the best optics, the sharpest image, and reliable colors. Along with the capability to explore the whole retina, including the far periphery. This way, the optimal care or treatment for the patient can be determined, based on a diagnosis that is as accurate as possible.

This is why we've developed the HEINE OMEGA 600, based on valuable physicians' input.



New: visionBOOST for cataract patients.

More confidence in the diagnosis when examining patients with media opacities. Proven to deliver up to 20 % better view of the retina in patients with cataracts*: no matter what circumstances – always the ideal working brightness for both the patient and the user.

And there is even more: The new HEINE OMEGA 600 is the lightest high-end indirect ophthalmoscope. The new, extremely compact lithium polymer battery is a true lightweight that delivers absolute top performance. With all cables and electronics integrated in the new headband, this ophthalmoscope is the state of the art. So discovering more has been made even more comfortable.

Try the new HEINE OMEGA 600 for yourself. But be careful: once you put it on, you will never want to take it off...

* Data on file.



LIGHTER. BRIGHTER.

We kept the best and perfected the rest!
Highly comfortable, the HEINE OMEGA 600 delivers
a new class of technological innovation:

smooth SURFACE

PRACTICAL, CABLE-FREE HEADBAND

Maintenance-free and easy to
disinfect thanks to smoothSURFACE

ULTRALIGHT LITHIUM POLYMER BATTERY

Operating time of up
to 8 hours depending on
illumination intensity

YELLOW, BLUE OR RED-FREE FILTER

To adjust to
diagnostic needs

RIDGE-FREE, EASY TO DISINFECT SURFACES

Thanks to smoothSURFACE



BETTER.

**DURABLE FAUX
LEATHER PADDING**

Comfortable and easy to disinfect

**INTUITIVE LOCKING
OF THE OPTICS UNIT**

Simply adjust height,
distance and angle

**UP TO 20% BETTER VIEW IN MEDIA
OPACITIES WITH visionBOOST**

LED^{HQ} light as you and your patient
need it: from 3 to 100 %, or even up to
245 % for cataract examinations

**HIGH DURABILITY DUE TO
THE SEALED OPTICS UNIT**


Easy to disinfect thanks
to smoothSURFACE

**BETTER VIEW DUE TO
NON-REFLECTIVE FRONT GLASS**

Optimized for our unique,
maintenance-free LED^{HQ}

**BEST POSSIBLE 3D IMAGING FOR ANY PUPIL
SIZE AND PERIPHERAL VIEWS**

Thanks to the Stereoscopic Adjustment Technology



YOU CAN ONLY DIAGNOSE WHAT YOU SEE.

Most precise diagnostic, up to the far retinal periphery

- ▶ Significantly better diagnostic due to unique visionBOOST – even in dense cataracts
- ▶ Sharpest fundus image due to superior glass optics
- ▶ Brightest fundus image with true color rendering thanks to our unique LED^{HQ} – now in even more natural colors
- ▶ Best 3D imaging due to our unique Stereoscopic Adjustment Technology
 - in dilated and undilated pupils
 - even with prematures and newborns

LESS IS MORE: LESS CABLING. LESS FIDDLING. LESS WEIGHT.

Lightest high-end indirect ophthalmoscope worldwide

- ▶ Best wearing comfort
- ▶ Personalized fit
 - Ergonomic positioning of controls and levers
 - Adaptable for right and left handed users
 - Flip-up function for more convenient patient interactions



ORDERING INFORMATION



[01]



[03]



[06]



[07]



[08]

OMEGA 600 Indirect Ophthalmoscope (with battery and +2 D eyepiece), E4-USBC, eyepiece 0D* [01]	C-008.33.610
---	---------------------

CC1 charging case [02]	X-000.99.091
-------------------------------	---------------------

CB1 charging battery [03]	X-007.99.687
----------------------------------	---------------------

E4-USBC power supply with cable [04]	X-000.99.300
---	---------------------

CW1 wall charger [05]	X-095.17.320
------------------------------	---------------------

TM1 teaching mirror with case [06]	C-000.33.211
---	---------------------

OMEGA 600 traveller bag [07]	C-080.00.000
------------------------------	---------------------

OMEGA 600 Breath Shield – 1x [08]	C-000.33.018
-----------------------------------	---------------------

OMEGA 600 Breath Shield – 3x	C-000.33.019
------------------------------	---------------------

OMEGA 600 WALL CHARGER SET: Indirect Ophthalmoscope (with battery and +2 D eyepiece), E4-USBC, eyepiece 0D*, CW1 wall charger	C-008.33.612
---	---------------------

OMEGA 600 TRAVELLER SET: Indirect Ophthalmoscope (with battery and +2 D eyepiece), E4-USBC, eyepiece 0D*, traveller bag	C-008.33.613
---	---------------------

OMEGA 600 STUDENT SET: Indirect Ophthalmoscope (with battery and +2 D eyepiece), E4-USBC, eyepiece 0D*, TM1 teaching mirror, traveller bag	C-008.33.614
--	---------------------

OMEGA 600 CHARGING SET: CC1 charging case, CB1 charging battery	X-000.99.090
---	---------------------

* **Eyepieces:** To best accommodate your view, you can exchange the initially mounted eyepieces +2 D with the neutral lenses 0 D (supplied with the instrument).

THREE WAYS TO CHARGE THE BATTERY



E4-USBC power supply with cable [04]



CW1 wall charger [05]



CC1 charging case [02]



Common view of a retina through a cataract*



View of a retina through a cataract with visionBOOST*

SEE WHEN YOU CAN'T SEE.

Up to now, when the front of the eye was clouded by media opacities, such as a cataract, the retina could not be viewed or only to a limited extent.

The new and unique visionBOOST improves the view of the patient's retina up to 20%.




In most patients examined, the new function improved the view in presence of mild and moderate cataract. In principle, this was the case for all cataract sub-types (nuclear/cortical/posterior according to the LOCS III classification).

In the case of well-defined, stronger, small opacities (beginning cortical/posterior cataract), the view improved noticeably when examining the respective affected fundus area. Very small opacities almost completely disappeared thanks to the brightness boost.

In eyes with predominantly nuclear sclerosis, the boost function resulted in a generally sharper and higher contrast image.

Dr. med. Wintergerst, University Eye Hospital Bonn, Germany

* All pictures shown are for illustration purpose only. Outcomes may vary from patient to patient.



HEINE INSTRUMENTS ARE SO DURABLE, YOU CAN COUNT ON THEM FOR YEARS AND YEARS, AND YEARS ...

**Long-lasting investment thanks to
its robust design**

- ▶ Maintenance-free, dustproof optics
- ▶ Legendary HEINE durability
 - optics firmly mounted on an aluminium frame
 - high quality materials
 - 100 % Made in Germany
 - unique thermal management of LED^{HQ}
- ▶ 5-year guarantee on material, processing and construction

Details can be found at www.heine.com/en/service-support/guarantee

EASY AND EFFECTIVE DISINFECTION.

Thanks to smoothSURFACE

- ▶ No openings
- ▶ Integrated electronics
- ▶ Available HEINE OMEGA 600 Breath Shield



QUALITY made in GERMANY.

Many people ridicule us Germans for being so meticulous and detail-oriented – millions of doctors love us for it!

As a global leader in the manufacture of primary diagnostic instruments with over 500 employees, HEINE Optotechnik has been a 100 % family owned and managed company for more than 75 years. We continue to develop and manufacture HEINE instruments at our facilities in Germany, where we combine decades-long experience and craftsmanship with the most modern manufacturing technologies.

If something on our instruments can be improved, then we will improve it, no matter what.

It is with this meticulous attention to detail and drive for top quality that we manufacture our products.

What does HEINE quality mean for our customers?

“Quality” is one of the most overused terms in marketing today. That’s why we don’t just talk the talk, we walk the walk: we live and breathe quality. In everything that we do: every product we make. Every lens we polish. Every screw we tighten. Every optic fiber we bundle. Quality is always at the forefront of our minds, every single day.

The durability of our instruments is legendary. And it’s no surprise: every single instrument is the result of decades of product development, continuous improvements, production and a 100 % quality control in our own facilities. We thoroughly ensure that our high expectations of quality are maintained.

That way we also ensure that our claim for our high-end products – that they allow for “the most accurate diagnosis, as early as possible” – is also met. No more, no less.